



THE REPUBLIC OF UGANDA


THE APPROPRIATION ACT, 2018.

| | | |
|------------------------|-------------|---|
| PARLIAMENT LIBRARY | | |
| P.O. BOX 7173, KAMPALA | | |
| ★ | 28 JUN 2018 | ★ |
| ACC NO..... | | |
| CALL NO:..... | | |



THE REPUBLIC OF UGANDA

I SIGNIFY my assent to the bill.



Yehusaveini
.....
President

Date of assent: 21/6/2018.



THE REPUBLIC OF UGANDA

THE APPROPRIATION ACT, 2018.

An Act to apply a sum of Twenty Two Trillion Five Hundred and Thirty Five Billion Three Hundred and One Million Two Hundred Forty Three Thousand Shillings out of the Consolidated Fund to the service of the year ending on 30th June, 2019 and to appropriate the supplies granted.

DATE OF ASSENT:

Date of Commencement:

BE IT ENACTED by Parliament as follows:

1. Commencement.

This Act shall come into force on the 1st day of July, 2018.

2. Issue of money out of the Consolidated Fund.

The Treasury may issue out of the Consolidated Fund and apply towards the supply granted to the Government for the service of the year ending on 30th June, 2019, the sum of Twenty Two Trillion Five Hundred and Thirty Five Billion Three Hundred and One Million Two Hundred Forty Three Thousand Shillings.

3. Appropriation.

The sums granted by this Act shall be appropriated for the services and purposes and in the amounts specified in columns 1 and 2 of the Schedule to this Act.

4. Expiry of appropriations.

(1) Any part of the sums granted by section 2 of this Act which has been, or is issued from the Consolidated Fund on or before the 30th day of June, 2019 shall expire and cease to have any effect at the close of the financial year for which it is made.

(2) A vote that does not expend money that was appropriated to the vote for the financial year shall, at the close of the financial year, repay the money to the Consolidated Fund in accordance with section 17 of the Public Finance Management Act, 2015 Act No.3 of 2015.

SCHEDULE

section 3

| COLUMN 1 | COLUMN 2 |
|---|------------------|
| <i>Vote No.</i> | <i>Supply</i> |
| | <i>Shs. '000</i> |
| RECURRENT EXPENDITURE | |
| 001. The amount required in the year ending on 30th June, 2019, for Recurrent Expenditure on salaries and expenses under the Headquarters, Departments of Monitoring and Evaluation, Monitoring and Inspection, Information, Cabinet Secretariat, Internal Security Organisation (ISO) under the Office of the President | 146,069,746 |
| 002. The amount required in the year ending on 30th June, 2019, for Recurrent Expenditure on salaries and other expenses on State House | 259,181,324 |
| 003. The amount required in the year ending on 30th June, 2019, for Recurrent Expenditure on salaries, expenses under the office of the Prime Minister, Finance and Administration, Coordination and Monitoring, Pacification and Special Programmes, Disaster Management and Refugees, Luwero Triangle and Karamoja Headquarters under the Office of the Prime Minister | 75,531,325 |
| 004. The amount required in the year ending on 30th June, 2019, for Recurrent Expenditure on salaries and other expenses in the Office of the Minister of Defence Headquarters, UPDF Land Forces and UPDF Airforce under the Ministry of Defence... .. | 1,077,020,623 |


Act

Appropriation Act

2018

SCHEDULE—continued

| COLUMN 1 | COLUMN 2 |
|--|-------------|
| Vote No. | Supply |
| | Shs. '000 |
| 005. The amount required in the year ending on 30th June, 2019, for Recurrent Expenditure on salaries, expenses of the Headquarters, Human Resources Development, Personnel Management, Administrative Reform, Management Services, Records and Information Management, Compensation Department and the Directorate of Civil Service Inspectorate under the Ministry of Public Service | 23,445,300 |
| 006. The amount required in the year ending on 30th June, 2019, for Recurrent Expenditure on salaries and expenses under Finance and Administration, Protocol and Consular, Planning Unit, Resource Centre, EAC and Ring States, Namera, African Union, Europe, Asia and Pacific, Americas and Carribean and Multilateral Organisations under the Office of the Minister of Foreign Affairs | 32,527,126 |
| 007. The amount required in the year ending on 30th June, 2019, for Recurrent Expenditure on salaries and other expenses in the Ministry of Justice and Constitutional Affairs Headquarters, Civil Litigation, First Parliamentary Counsel, Legal Advisory Services, Registrar-General, Law Council and Administrator-General | 41,185,176 |
| 008. The amount required in the year ending on 30th June, 2019, for Recurrent Expenditure on salaries and other expenses of the Office of the Minister, Public Administration, Tax Policy Department, Aid Liaison, Financial Management Services, Treasury Services, Uganda Computer Services, Macro-Economic Policy Department, Economic Development Policy and Research Department, Inspectorate and Internal Audit, Budget Policy and Evaluation Department, Infrastructure and Social Services Department, the Technical and Advisory Services, Treasury Advisory Services, Inspection and Internal Audit Department, Investment and Private Sector Development Department under the Ministry of Finance, Planning and Economic Development | 314,914,241 |
| 009. The amount required in the year ending on 30th June, 2019, for Recurrent Expenditure on salaries and other expenses of the Ministry of Internal Affairs Headquarters, Immigration, and Restructuring Contingency falling under the control of the responsible Minister | 24,673,538 |
| 010. The amount required in the year ending on 30th June, 2019, for Recurrent Expenditure on salaries and other expenses in the Headquarters, Directorate of Crop Resources, Farm Development Department, Crop Protection Department, Crop Production Department, Directorate of Animal Resources, Animal Production Department, Directorate of Agriculture Extension Services and Department of Agricultural Extension and Skills management, Agricultural Investment and Enterprise Livestock Health and Entomology, Fisheries Resources Department, and Department of Planning falling under the Ministry of Agriculture, Animal Industry and Fisheries | 32,938,509 |



Act***Appropriation Act*****2018****SCHEDULE—continued**

| COLUMN 1 | COLUMN 2 |
|---|------------------|
| <i>Vote No.</i> | <i>Supply</i> |
| | <i>Shs. '000</i> |
| 011. The amount required in the year ending on 30th June, 2019, for Recurrent Expenditure on salaries and other Expenses in the Ministry of Local Government, Office of the Minister, Directorate of Local Government Administration and Inspection, Decentralisation Secretariat, Development Analysis Unit, Resource Centre and Policy Analysis Unit falling under the control of the responsible Minister ... | 18,069,048 |
| 012. The amount required in the year ending on 30th June, 2019, for Recurrent Expenditure on salaries and other expenses under the Ministry of Lands, Housing and Urban Development, Office of the Minister, Finance and Administration, Physical Planning, Land Valuation and Registration, Directorate of Lands and Human Settlement, Planning and Quality Assurance, Lands and Surveys, falling under the control of the responsible Minister ... | 38,566,882 |
| 013. The amount required in the year ending on 30th June, 2019, for Recurrent Expenditure on salaries and other expenses of the Ministry of Education and Sports Headquarters, Pre-primary and Primary Education, Secondary Education, Teacher Education, Business, Technical and Vocational Education, Special Education and Career Guidance, Higher Education, Education Planning, and Education Standards Agency falling under the control of the responsible Minister | 175,822,399 |
| 014. The amount required in the year ending on 30th June, 2019, for Recurrent Expenditure on salaries and other expenses of the Ministry of Health Headquarters, Planning, Quality Assurance, Community Health, Research Institutions, Joint Clinical Research Centre, Clinical Services and National Disease Control falling under the control of the responsible Minister ... | 66,349,587 |
| 015. The amount required in the year ending on 30th June, 2019, for Recurrent Expenditure on salaries and other expenses under the Ministry of Trade, Industry and Cooperatives Headquarters, External Trade, Internal Trade, Trade and Economic Affairs Department, Industry and Technology Department, Standards and Inspectorate Departments falling under the control of the responsible Minister ... | 67,071,863 |
| 016. The amount required in the year ending on 30th June, 2019, for Recurrent Expenditure on salaries and other expenses in the Ministry of Works and Transport Headquarters, Road Maintenance and Construction, Quality Assurance, Building, Transport Planning and Transport Regulations falling under the control of the responsible Minister... | 74,217,562 |

Act***Appropriation Act*****2018****SCHEDULE—continued**

| COLUMN 1 | COLUMN 2 |
|---|------------------|
| <i>Vote No.</i> | <i>Supply</i> |
| | <i>Shs. '000</i> |
| 017. The amount required in the year ending on 30th June, 2019, for Recurrent Expenditure on salaries and other expenses under the Ministry of Energy and Minerals Development Headquarters, the Departments of Planning, Energy, Petroleum exploration, Geology, Survey and Mining falling under the control of the Responsible Minister | 90,458,189 |
| 018. The amount required in the year ending on 30th June, 2019, for Recurrent Expenditure on salaries and other expenses under the Ministry of Gender, Labour and Social Development Headquarters, Planning Department, Gender and Community Development, Literacy and Special Programmes, Poverty Eradication and Economic Rights, Civil Rights and Culture, Labour and Industrial Relations and Labour Inspection falling under the control of the responsible Minister ... | 60,034,386 |
| 019. The amount required in the year ending on 30th June, 2019, for Recurrent Expenditure on salaries and other expenses for the Ministry of Water and Environment, Urban Water Supply, Rural Water Supply, Environment Affairs and Meteorology, Finance and Administration, Planning and Quality Assurance, Water Resource Management falling under the control of the Responsible Minister... .. | 18,184,051 |
| 020. The amount required in the year ending on 30th June, 2019, for Recurrent Expenditure on salaries and other expenses for the Ministry of Information and Communication Technology Headquarters, Communication and Information Technology... .. | 24,643,171 |
| 021. The amount required in the year ending on 30th June, 2019, for Recurrent Expenditure on salaries and expenses under the Ministry of East African Community Affairs Headquarters | 24,809,709 |
| 022. The amount required in the year ending on 30th June, 2019, for Recurrent Expenditure on salaries and other expenses under the Ministry of Tourism, Wildlife and Antiquities Headquarters, Tourism, Museums and Monuments, Directorate of Tourism, Wildlife Conservation, Museums, Wildlife and Antiquities Departments falling under the control of the responsible Minister | 93,752,012 |
| 023. The amount required in the year ending on 30th June, 2019, for Recurrent Expenditure on salaries and other expenses for the Ministry of Science, Technology and Innovation Headquarters... .. | 31,340,725 |
| 109. The amount required in the year ending on 30th June, 2019, for Recurrent Expenditure on salaries and other expenses for the Law Development Centre | 13,824,085 |
| 110. The amount required in the year ending on 30th June, 2019, for Recurrent Expenditure on salaries and other expenses for the Uganda Industrial Research Institute | 6,031,627 |

Act***Appropriation Act*****2018****SCHEDULE—continued**

| COLUMN 1 | | COLUMN 2 |
|---------------------|--|------------------|
| <i>Vote No.</i> | | <i>Supply</i> |
| | | <i>Shs. '000</i> |
| 111. | The amount required in the year ending on 30th June, 2019, for Recurrent Expenditure on salaries and other expenses of Administration and General expenses, of Busitema University ... | 35,008,202 |
| 112. | The amount required in the year ending on 30th June, 2019, for Recurrent Expenditure on salaries and other expenses for the Directorate of Ethics and Integrity | 4,726,173 |
| 113. | The amount required in the year ending on 30th June, 2019, for Recurrent Expenditure on salaries and other expenses for the Uganda National Roads Authority | 98,613,884 |
| 114. | The amount required in the year ending on 30th June, 2019, for Recurrent Expenditure on salaries and other expenses for the Uganda Cancer Institute | 16,494,273 |
| 115. | The amount required in the year ending on 30th June, 2019, for Recurrent Expenditure on salaries and other expenses for the Uganda Heart Institute | 14,697,999 |
| 116. | The amount required in the year ending on 30th June, 2019, for Recurrent Expenditure on salaries and other expenses for the National Medical Stores | 300,094,159 |
| 117. | The amount required in the year ending on 30th June, 2019, for Recurrent Expenditure on salaries and other expenses for the Uganda Tourism Board | 16,961,583 |
| 118. | The amount required in the year ending on 30th June, 2019, for Recurrent Expenditure on road maintenance salaries and other expenses for the Uganda Road Fund... .. | 535,647,023 |
| 119. | The amount required in the year ending on 30th June, 2019, for Recurrent Expenditure on salaries and other expenses for the Uganda Registration Services Bureau | 23,803,476 |
| 120. | The amount required in the year ending on 30th June, 2019, for Recurrent Expenditure on salaries and other expenses for the National Citizenship and Immigration Board | 34,285,054 |
| 121. | The amount required in the year ending on 30th June, 2019, for Recurrent Expenditure on salaries and other expenses for the Dairy Development Authority | 4,692,977 |
| 122. | The amount required in the year ending on 30th June, 2019, for Recurrent Expenditure on salaries and other expenses for the Kampala Capital City Authority | 200,047,457 |

Act***Appropriation Act*****2018****SCHEDULE—continued**

| COLUMN 1 | COLUMN 2 |
|--|------------------|
| <i>Vote No.</i> | <i>Supply</i> |
| | <i>Shs. '000</i> |
| 123. The amount required in the year ending on 30th June, 2019, for Recurrent Expenditure on salaries and other expenses for the Rural Electrification Agency (REA) | 45,099,313 |
| 124. The amount required in the year ending on 30th June, 2019, for Recurrent Expenditure on salaries and other expenses for the Equal Opportunities Commission | 10,426,246 |
| 125. The amount required in the year ending on 30th June, 2019, for Recurrent Expenditure on salaries and other expenses for the National Animal Genetic Res. Centre and Data Bank | 10,697,176 |
| 126. The amount required in the year ending on 30th June, 2019, for Recurrent Expenditure on salaries and other expenses for the National Information Technology Authority | 42,346,918 |
| 127. The amount required in the year ending on 30th June, 2019, for Recurrent Expenditure on salaries and other expenses of Administration and General expenses, of Muni University | 11,136,047 |
| 128. The amount required in the year ending on 30th June, 2019, for Recurrent Expenditure on salaries and other expenses of Administration and General expenses, of Uganda National Examinations Board (UNEB) | 106,514,608 |
| 129. The amount required in the year ending on 30th June, 2019, for Recurrent Expenditure on salaries and other expenses of Administration and General expenses, of Financial Intelligence Authority | 12,034,574 |
| 132. The amount required in the year ending on 30th June, 2019, for Recurrent Expenditure on salaries, wages and other expenses of the Education Service Commission | 6,596,670 |
| 133. The amount required in the year ending on 30th June, 2019, for Recurrent Expenditure on salaries, wages and other expenses of the Directorate of Public Prosecutions (DPP) | 27,231,927 |
| 134. The amount required in the year ending on 30th June, 2019, for Recurrent Expenditure on salaries, wages and other expenses of the Health Service Commission | 5,485,767 |
| 136. The amount required in the year ending on 30th June, 2019, for Recurrent Expenditure on salaries and other expenses of the Administration and General, of Makerere University | 269,658,432 |

SCHEDULE—continued

| COLUMN 1 | | COLUMN 2 |
|-------------|--|-------------|
| Vote No. | | Supply |
| | | Shs. '000 |
| 137. | The amount required in the year ending on 30th June, 2019, for Recurrent Expenditure on salaries, wages and other expenses of the Central Administration, University Teaching Hospital, Science Education and Faculty of Medicine and Nursing of Mbarara University of Science and Technology | 41,291,011 |
| 138. | The amount required in the year ending on 30th June, 2019, for Recurrent Expenditure on salaries and other expenses of the Administration and General, of Makerere University Business School (MUBS)... .. | 76,790,591 |
| 139. | The amount required in the year ending on 30th June, 2019, for Recurrent Expenditure on salaries, wages and other expenses of Kyambogo University | 131,535,620 |
| 140. | The amount required in the year ending on 30th June, 2019, for Recurrent Expenditure on salaries and other expenses of the Uganda Management Institute | 33,274,028 |
| 141. | The amount required in the year ending on 30th June, 2019, for Recurrent Expenditure on salaries and other expenses of the Uganda Revenue Authority | 297,288,942 |
| 142. | The amount required in the year ending on 30th June, 2019, for Recurrent Expenditure on salaries, wages and other expenses of the National Agriculture Research Organisation (NARO) Headquarters, Agricultural Research Information Centre, Namulonge Agric. and Animal Production Research Institute, Fisheries Research Institute, Livestock Health Research Institute, Forestry Research Institute, Serere Agricultural and Animal Production Research Institute, Food Science Research Institute, Agricultural Engineering and Technology Research Institute, Coffee Research Centre, Technology Generation and Technology Transfer | 36,830,664 |
| 143. | The amount required in the year ending on 30th June, 2019, for Recurrent Expenditure on salaries and other expenses of the Uganda Bureau of Statistics | 34,010,141 |
| 144. | The amount required in the year ending on 30th June, 2019, for Recurrent Expenditure on salaries and other expenses of Uganda Police Administration Services Department, Support Services Department, Technical Services Department, Criminal Investigation Services Department, Special Branch Services Department, Mobile Police Patrol Unit (MPPU), Local Defence Units (LDUs) and Anti-stock Theft Unit (ASTU) | 475,569,592 |
| 145. | The amount required in the year ending on 30th June, 2019, for Recurrent Expenditure on salaries and other expenses of the Prisons Headquarters, Prisons Industries, Prisons Farms, Prison Medical Services and Prison Regional Services... .. | 186,881,211 |


Act

Appropriation Act

2018

SCHEDULE—continued

| COLUMN 1 | COLUMN 2 |
|--|------------|
| Vote No. | Supply |
| | Shs. '000 |
| 146. The amount required in the year ending on 30th June, 2019, for Recurrent Expenditure on salaries and other expenses for the Public Service Commission | 7,579,513 |
| 147. The amount required in the year ending on 30th June, 2019, for Recurrent Expenditure on salaries, wages and other expenses of the Local Government Finance Commission | 4,358,388 |
| 148. The amount required in the year ending on 30th June, 2019, for Recurrent Expenditure on salaries, wages and other expenses of the Judicial Service Commission... .. | 9,169,676 |
| 149. The amount required in the year ending on 30th June, 2019, for Recurrent Expenditure on salaries and other expenses of the Administration and General expenses of Gulu University | 39,589,497 |
| 150. The amount required in the year ending on 30th June, 2019, for Recurrent Expenditure on salaries and other expenses of the Administration and General expenses of the National Environment Management Authority (NEMA) | 24,255,402 |
| 151. The amount required in the year ending on 30th June, 2019, for Recurrent Expenditure on salaries and other expenses of the Administration and General expenses of the Uganda Blood Transfusion Services | 15,734,868 |
| 152. The amount required in the year ending on 30th June, 2019, for Recurrent Expenditure on salaries and other expenses of the Administration and General expenses of the National Agricultural Advisory Services Secretariat | 5,160,029 |
| 153. The amount required in the year ending on 30th June, 2019, for Recurrent Expenditure on salaries and other expenses of the Administration and General expenses of the Public Procurement and Disposal of Public Assets Authority | 13,857,778 |
| 154. The amount required in the year ending on 30th June, 2019, for Recurrent Expenditure on salaries and other expenses of the Administration and General expenses of the Uganda National Bureau of Standards | 37,731,661 |
| 155. The amount required in the year ending on 30th June, 2019, for Recurrent Expenditure on salaries and other expenses of the Administration and General expenses of the Cotton Development Organisation | 5,401,888 |



Act**Appropriation Act****2018****SCHEDULE—continued**

| COLUMN 1 | COLUMN 2 |
|--|------------------|
| <i>Vote No.</i> | <i>Supply</i> |
| | <i>Shs. '000</i> |
| 156. The amount required in the year ending on 30th June, 2019, for Recurrent Expenditure on salaries and other expenses of the Administration and General expenses of the Uganda Land Commission | 1,078,000 |
| 157. The amount required in the year ending on 30th June, 2019, for Recurrent Expenditure on salaries and other expenses of the Administration and General expenses of the National Forestry Authority | 24,674,109 |
| 159. The amount required in the year ending on 30th June, 2019, for Recurrent Expenditure on salaries and other expenses of the Administration and General expenses of the External Security Organisation | 38,649,856 |
| 160. The amount required in the year ending on 30th June, 2019, for Recurrent Expenditure on salaries and other expenses of the Administration and General expenses of the Uganda Coffee Development Authority... .. | 99,871,382 |
| 161. The amount required in the year ending on 30th June, 2019, for Recurrent Expenditure on salaries and other expenses for Management, Medical Services and Common Services of Mulago Hospital Complex | 67,113,852 |
| 162. The amount required in the year ending on 30th June, 2019, for Recurrent Expenditure on salaries and other expenses for Management of Butabika Hospital | 11,986,267 |
| 301. The amount required in the year ending on 30th June, 2019, for Recurrent Expenditure on salaries and other expenses of the Administration and General expenses of the Lira University | 14,078,216 |
| 302. The amount required in the year ending on 30th June, 2019, for Recurrent Expenditure on salaries and other expenses of the Administration and General expenses of the Uganda National Meteorological Authority | 12,837,950 |
| 303. The amount required in the year ending on 30th June, 2019, for Recurrent Expenditure on salaries and other expenses of the Administration and General expenses of the National Curriculum Development Centre | 7,249,201 |
| 304. The amount required in the year ending on 30th June, 2019, for Recurrent Expenditure on salaries and other expenses of the Administration and General expenses of the Uganda Virus Research Institute... .. | 6,203,171 |

Act**Appropriation Act****2018****SCHEDULE—continued**

| COLUMN 1 | COLUMN 2 |
|--|------------------|
| <i>Vote No.</i> | <i>Supply</i> |
| | <i>Shs. '000</i> |
| 305. The amount required in the year ending on 30th June, 2019, for Recurrent Expenditure on salaries and other expenses of the Administration and General expenses of the Directorate of Government Analytical Laboratory | 8,874,018 |
| 306. The amount required in the year ending on 30th June, 2019, for Recurrent Expenditure on salaries and other expenses of the Administration and General expenses of the Uganda Export Promotion Board ... | 2,682,717 |
| 307. The amount required in the year ending on 30th June, 2019, for Recurrent Expenditure on salaries and other expenses of the Administration and General expenses of the Kabale University ... | 20,946,435 |
| 308. The amount required in the year ending on 30th June, 2019, for Recurrent Expenditure on salaries and other expenses of the Administration and General expenses of the Soroti University ... | 6,927,173 |
| 309. The amount required in the year ending on 30th June, 2019, for Recurrent Expenditure on salaries and other expenses of the Administration and General expenses of the National Identification and Registration Authority | 42,652,622 |
| 310. The amount required in the year ending on 30th June, 2019, for Recurrent Expenditure on salaries and other expenses of the Administration and General expenses of the Uganda Investment Authority | 10,609,531 |
| 311. The amount required in the year ending on 30th June, 2019, for Recurrent Expenditure on salaries and other expenses of the Administration and General expenses of the Uganda National Oil Company (UNOC) | 15,200,000 |
| 311. The amount required in the year ending on 30th June, 2019, for Recurrent Expenditure on salaries and other expenses of the Administration and General expenses of the Petroleum Authority of Uganda ... | 30,000,000 |
| 163. The amount required in the year ending on 30th June, 2019, for Recurrent Expenditure on salaries, wages and other expenses of the Arua Referral Hospital | 6,351,795 |
| 164. The amount required in the year ending on 30th June, 2019, for Recurrent Expenditure on salaries, wages and other expenses of the Fort Portal Referral Hospital | 7,602,212 |
| 165. The amount required in the year ending on 30th June, 2019, for Recurrent Expenditure on salaries, wages and other expenses of the Gulu Referral Hospital... .. | 6,704,281 |

Act**Appropriation Act****2018****SCHEDULE—continued**

| COLUMN 1 | | | | COLUMN 2 |
|---------------------|--|-----|-----|------------------|
| <i>Vote No.</i> | | | | <i>Supply</i> |
| | | | | <i>Shs. '000</i> |
| 166. | The amount required in the year ending on 30th June, 2019, for Recurrent Expenditure on salaries, wages and other expenses of the Hoima Referral Hospital... | ... | ... | 7,268,120 |
| 167. | The amount required in the year ending on 30th June, 2019, for Recurrent Expenditure on salaries, wages and other expenses of the Jinja Referral Hospital | ... | ... | 8,496,151 |
| 168. | The amount required in the year ending on 30th June, 2019, for Recurrent Expenditure on salaries, wages and other expenses of the Kabale Referral Hospital | ... | ... | 5,847,341 |
| 169. | The amount required in the year ending on 30th June, 2019, for Recurrent Expenditure on salaries, wages and other expenses of the Masaka Referral Hospital | ... | ... | 6,051,885 |
| 170. | The amount required in the year ending on 30th June, 2019, for Recurrent Expenditure on salaries, wages and other expenses of the Mbale Referral Hospital... | ... | ... | 8,608,203 |
| 171. | The amount required in the year ending on 30th June, 2019, for Recurrent Expenditure on salaries, wages and other expenses of the Soroti Referral Hospital... | ... | ... | 5,555,869 |
| 172. | The amount required in the year ending on 30th June, 2019, for Recurrent Expenditure on salaries, wages and other expenses of the Lira Referral Hospital ... | ... | ... | 6,274,462 |
| 173. | The amount required in the year ending on 30th June, 2019, for Recurrent Expenditure on salaries, wages and other expenses of the Mbarara Referral Hospital | ... | ... | 7,806,502 |
| 174. | The amount required in the year ending on 30th June, 2019, for Recurrent Expenditure on salaries, wages and other expenses of the Mubende Referral Hospital... | ... | ... | 6,161,653 |
| 175. | The amount required in the year ending on 30th June, 2019, for Recurrent Expenditure on salaries, wages and other expenses of the Moroto Referral Hospital... | ... | ... | 5,197,588 |
| 176. | The amount required in the year ending on 30th June, 2019, for Recurrent Expenditure on salaries, wages and other expenses of the Naguru Referral Hospital... | ... | ... | 7,387,044 |
| 201. | The amount required in the year ending on 30th June, 2019, for Recurrent Expenditure on salaries, wages and other expenses of the Uganda Mission at the United Nations, New York | ... | ... | 16,125,172 |

Act***Appropriation Act*****2018****SCHEDULE—continued**

| COLUMN 1 | COLUMN 2 |
|--|------------------|
| <i>Vote No.</i> | <i>Supply</i> |
| | <i>Shs. '000</i> |
| 202. The amount required in the year ending on 30th June, 2019, for Recurrent Expenditure on salaries, wages and other expenses of the Uganda High Commission in United Kingdom, London | 5,867,982 |
| 203. The amount required in the year ending on 30th June, 2019, for Recurrent Expenditure on salaries, wages and other expenses of the Uganda High Commission in Canada, Ottawa | 4,519,509 |
| 204. The amount required in the year ending on 30th June, 2019, for Recurrent Expenditure on salaries, wages and other expenses of the Uganda High Commission in India, New Delhi | 4,260,402 |
| 205. The amount required in the year ending on 30th June, 2019, for Recurrent Expenditure on salaries, wages and other expenses of the Uganda High Commission in Egypt, Cairo | 3,021,929 |
| 206. The amount required in the year ending on 30th June, 2019, for Recurrent Expenditure on salaries, wages and other expenses of the Uganda High Commission in Kenya, Nairobi | 3,389,193 |
| 207. The amount required in the year ending on 30th June, 2019, for Recurrent Expenditure on salaries, wages and other expenses of the Uganda High Commission in Tanzania, Dar-es-Salaam... .. | 3,210,886 |
| 208. The amount required in the year ending on 30th June, 2019, for Recurrent Expenditure on salaries, wages and other expenses of the Uganda High Commission in Nigeria, Abuja | 2,446,323 |
| 209. The amount required in the year ending on 30th June, 2019, for Recurrent Expenditure on salaries, wages and other expenses of the Uganda High Commission in South Africa, Pretoria | 2,701,921 |
| 210. The amount required in the year ending on 30th June, 2019, for Recurrent Expenditure on salaries, wages and other expenses of the Uganda Embassy in United States of America, Washington | 7,228,348 |
| 211. The amount required in the year ending on 30th June, 2019, for Recurrent Expenditure on salaries, wages and other expenses of the Uganda Embassy in Ethiopia, Addis Ababa | 2,665,567 |
| 212. The amount required in the year ending on 30th June, 2019, for Recurrent Expenditure on salaries, wages and other expenses of the Uganda Embassy in China, Beijing | 4,920,510 |
| 213. The amount required in the year ending on 30th June, 2019, for Recurrent Expenditure on salaries, wages and other expenses of the Uganda Embassy in Rwanda, Kigali | 2,936,563 |

Act**Appropriation Act****2018****SCHEDULE—continued**

| COLUMN 1 | | | COLUMN 2 |
|---------------------|---|--|------------------|
| <i>Vote No.</i> | | | <i>Supply</i> |
| | | | <i>Shs. '000</i> |
| 214. | The amount required in the year ending on 30th June, 2019, for Recurrent Expenditure on salaries, wages and other expenses of the Uganda Embassy in Switzerland, Geneva | | 7,135,499 |
| 215. | The amount required in the year ending on 30th June, 2019, for Recurrent Expenditure on salaries, wages and other expenses of the Uganda Embassy in Japan, Tokyo | | 4,891,767 |
| 216. | The amount required in the year ending on 30th June, 2019, for Recurrent Expenditure on salaries, wages and other expenses of the Uganda Embassy in Libya, Tripoli | | - |
| 217. | The amount required in the year ending on 30th June, 2019, for Recurrent Expenditure on salaries, wages and other expenses of the Uganda Embassy in Saudi Arabia, Riyadh | | 2,932,284 |
| 218. | The amount required in the year ending on 30th June, 2019, for Recurrent Expenditure on salaries, wages and other expenses of the Uganda Embassy in Denmark, Copenhagen | | 3,932,850 |
| 219. | The amount required in the year ending on 30th June, 2019, for Recurrent Expenditure on salaries, wages and other expenses of the Uganda Embassy in Belgium, Brussels... .. | | 4,831,617 |
| 220. | The amount required in the year ending on 30th June, 2019, for Recurrent Expenditure on salaries, wages and other expenses of the Uganda Embassy in Italy, Rome | | 5,031,882 |
| 221. | The amount required in the year ending on 30th June, 2019, for Recurrent Expenditure on salaries, wages and other expenses of the Uganda Embassy in DRC, Kinshasa | | 3,284,034 |
| 223. | The amount required in the year ending on 30th June, 2019, for Recurrent Expenditure on salaries, wages and other expenses of the Uganda Embassy in Sudan, Khartoum... .. | | 2,808,599 |
| 224. | The amount required in the year ending on 30th June, 2019, for Recurrent Expenditure on salaries, wages and other expenses of the Uganda Embassy in France, Paris | | 5,166,070 |
| 225. | The amount required in the year ending on 30th June, 2019, for Recurrent Expenditure on salaries, wages and other expenses of the Uganda Embassy in Germany, Berlin | | 4,671,447 |
| 226. | The amount required in the year ending on 30th June, 2019, for Recurrent Expenditure on salaries, wages and other expenses of the Uganda Embassy in Iran, Tehran | | 3,049,143 |

Act***Appropriation Act*****2018****SCHEDULE—continued**

| COLUMN 1 | COLUMN 2 |
|---|------------------|
| <i>Vote No.</i> | <i>Supply</i> |
| | <i>Shs. '000</i> |
| 227. The amount required in the year ending on 30th June, 2019, for Recurrent Expenditure on salaries, wages and other expenses of the Uganda Embassy in Russia, Moscow | 3,391,194 |
| 228. The amount required in the year ending on 30th June, 2019, for Recurrent Expenditure on salaries, wages and other expenses of the Uganda Embassy in Australia, Canberra... .. | 4,142,669 |
| 229. The amount required in the year ending on 30th June, 2019, for Recurrent Expenditure on salaries, wages and other expenses of the Uganda Embassy in Southern Sudan, Juba | 4,006,815 |
| 230. The amount required in the year ending on 30th June, 2019, for Recurrent Expenditure on salaries, wages and other expenses of the Uganda Embassy in United Arab Emirates, Abu Dhabi... .. | 4,826,299 |
| 231. The amount required in the year ending on 30th June, 2019, for Recurrent Expenditure on salaries, wages and other expenses of the Uganda Embassy in Burundi, Bujumbura | 2,126,889 |
| 232. The amount required in the year ending on 30th June, 2019, for Recurrent Expenditure on salaries, wages and other expenses of the Guangzhou Consulate in China | 4,544,718 |
| 233. The amount required in the year ending on 30th June, 2019, for Recurrent Expenditure on salaries, wages and other expenses of the Mission in Ankara | 3,300,301 |
| 234. The amount required in the year ending on 30th June, 2019, for Recurrent Expenditure on salaries, wages and other expenses of the Mission in Mogadishu... .. | 2,310,244 |
| 235. The amount required in the year ending on 30th June, 2019, for Recurrent Expenditure on salaries, wages and other expenses of the Mission in Kuala Lumpur | 3,172,033 |
| 236. The amount required in the year ending on 30th June, 2019, for Recurrent Expenditure on salaries, wages and other expenses of the Mission in Mombasa | 1,249,228 |
| 237. The amount required in the year ending on 30th June, 2019, for Recurrent Expenditure on salaries, wages and other expenses of the Mission in Algiers | 2,793,200 |
| 501. The amount required in the year ending on 30th June, 2019, for Recurrent Expenditure on salaries, wages and other expenses for Delegated Services, Unconditional, Conditional and Equalisation Grants under Adjumani District | 19,789,319 |


Act

Appropriation Act

2018

SCHEDULE—continued

| COLUMN 1 | COLUMN 2 |
|---|------------|
| Vote No. | Supply |
| | Shs. '000 |
| 502. The amount required in the year ending on 30th June, 2019, for Recurrent Expenditure on salaries, wages and other expenses for Delegated Services, Unconditional, Conditional and Equalisation Grants under Apac District | 13,994,502 |
| 503. The amount required in the year ending on 30th June, 2019, for Recurrent Expenditure on salaries, wages and other expenses for Delegated Services, Unconditional, Conditional and Equalisation Grants, under Arua District | 49,301,963 |
| 504. The amount required in the year ending on 30th June, 2019, for Recurrent Expenditure on salaries, wages and other expenses for Delegated Services, Unconditional, Conditional and Equalisation Grants under Bugiri District | 22,962,815 |
| 505. The amount required in the year ending on 30th June, 2019, for Recurrent Expenditure on salaries, wages and other expenses for Delegated Services, Unconditional, Conditional and Equalisation Grants under Bundibugyo District | 23,063,482 |
| 506. The amount required in the year ending on 30th June, 2019, for Recurrent Expenditure on salaries, wages and other expenses for Delegated Services, Unconditional, Conditional and Equalisation Grants under Bushenyi District | 19,876,025 |
| 507. The amount required in the year ending on 30th June, 2019, for Recurrent Expenditure on salaries, wages and other expenses for Delegated Services, Unconditional and Conditional Grants under Busia District | 21,645,684 |
| 508. The amount required in the year ending on 30th June, 2019, for Recurrent Expenditure on salaries, wages and other expenses for Delegated Services, Unconditional, Conditional and Equalisation Grants under Gulu District | 20,847,991 |
| 509. The amount required in the year ending on 30th June, 2019, for Recurrent Expenditure on salaries, wages and other expenses for Delegated Services, Unconditional, Conditional and Equalisation Grants under Hoima District | 13,766,868 |
| 510. The amount required in the year ending on 30th June, 2019, for Recurrent Expenditure on salaries, wages and other expenses for Delegated Services, Unconditional and Conditional Grants under Iganga District... | 25,509,312 |
| 511. The amount required in the year ending on 30th June, 2019, for Recurrent Expenditure on salaries, wages and other expenses for Delegated Services, Unconditional, Conditional and Equalisation Grants under Jinja District | 37,446,726 |



Act**Appropriation Act****2018****SCHEDULE—continued**

| COLUMN 1 | COLUMN 2 |
|--|------------------|
| <i>Vote No.</i> | <i>Supply</i> |
| | <i>Shs. '000</i> |
| 512. The amount required in the year ending on 30th June, 2019, for Recurrent Expenditure on salaries, wages and other expenses for Delegated Services, Unconditional and Conditional Grants under Kabale District | 23,747,492 |
| 513. The amount required in the year ending on 30th June, 2019, for Recurrent Expenditure on salaries, wages and other expenses for Delegated Services, Unconditional, Conditional and Equalisation Grants under Kabarole District | 17,759,564 |
| 514. The amount required in the year ending on 30th June, 2019, for Recurrent Expenditure on salaries, wages and other expenses for Delegated Services, Unconditional and Conditional Transfers under Kaberamaido District | 15,635,807 |
| 515. The amount required in the year ending on 30th June, 2019, for Recurrent Expenditure on salaries, wages and other expenses for Delegated Services, Unconditional, Conditional and Equalisation Grants under Kalangala District | 9,576,731 |
| 517. The amount required in the year ending on 30th June, 2019, for Recurrent Expenditure on salaries, wages and other expenses for Delegated Services, Unconditional, Conditional and Equalisation Grants under Kamuli District | 31,351,682 |
| 518. The amount required in the year ending on 30th June, 2019, for Recurrent Expenditure on salaries, wages and other expenses for Delegated Services, Unconditional and Conditional Transfers under Kamwenge District | 24,153,400 |
| 519. The amount required in the year ending on 30th June, 2019, for Recurrent Expenditure on salaries, wages and other expenses for Delegated Services, Unconditional and Conditional Transfers under Kanungu District | 28,627,730 |
| 520. The amount required in the year ending on 30th June, 2019, for Recurrent Expenditure on salaries, wages and other expenses for Delegated Services, Unconditional and Conditional Grants under Kapchorwa District | 11,587,001 |
| 521. The amount required in the year ending on 30th June, 2019, for Recurrent Expenditure on salaries, wages and other expenses for Delegated Services, Unconditional and Conditional Grants under Kasese District | 48,299,295 |
| 522. The amount required in the year ending on 30th June, 2019, for Recurrent Expenditure on salaries, wages and other expenses for Delegated Services, Unconditional, Conditional and Equalisation Grants under Katakwi District | 15,109,682 |

Act**Appropriation Act****2018****SCHEDULE—continued**

| COLUMN 1 | | | | COLUMN 2 |
|-----------------|--|-----|-----|------------------|
| <i>Vote No.</i> | | | | <i>Supply</i> |
| | | | | <i>Shs. '000</i> |
| 523. | The amount required in the year ending on 30th June, 2019, for Recurrent Expenditure on salaries, wages and other expenses for Delegated Services, Unconditional and Conditional Transfers under Kayunga District | ... | ... | 27,123,236 |
| 524. | The amount required in the year ending on 30th June, 2019, for Recurrent Expenditure on salaries, wages and other expenses for Delegated Services, Unconditional, Conditional and Equalisation Grants under Kibaale District | ... | ... | 12,239,386 |
| 525. | The amount required in the year ending on 30th June, 2019, for Recurrent Expenditure on salaries, wages and other expenses for Delegated Services, Unconditional, Conditional and Equalisation Grants under Kiboga District | ... | ... | 16,958,901 |
| 526. | The amount required in the year ending on 30th June, 2019, for Recurrent Expenditure on salaries, wages and other expenses for Delegated Services, Unconditional and Conditional Grants under Kisoro District | ... | ... | 28,967,370 |
| 527. | The amount required in the year ending on 30th June, 2019, for Recurrent Expenditure on salaries, wages and other expenses for Delegated Services, Unconditional and Conditional Grants under Kitgum District | ... | ... | 19,939,330 |
| 528. | The amount required in the year ending on 30th June, 2019, for Recurrent Expenditure on salaries, wages and other expenses for Delegated Services, Unconditional, Conditional and Equalisation Grants under Kotido District | ... | ... | 7,090,939 |
| 529. | The amount required in the year ending on 30th June, 2019, for Recurrent Expenditure on salaries, wages and other expenses for Delegated Services, Unconditional, Conditional and Equalisation Grants under Kumi District | ... | ... | 14,300,010 |
| 530. | The amount required in the year ending on 30th June, 2019, for Recurrent Expenditure on salaries, wages and other expenses for Delegated Services, Unconditional and Conditional Transfers under Kyenjojo District | ... | ... | 22,836,812 |
| 531. | The amount required in the year ending on 30th June, 2019, for Recurrent Expenditure on salaries, wages and other expenses for Delegated Services, Unconditional, Conditional and Equalisation Grants under Lira District | ... | ... | 22,948,076 |

SCHEDULE—continued

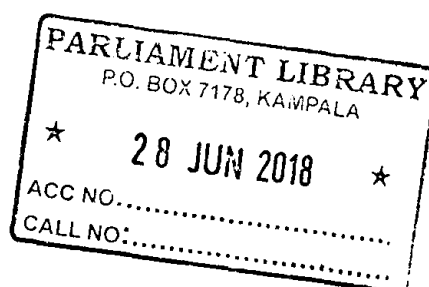
| COLUMN 1 | COLUMN 2 |
|--|------------------|
| <i>Vote No.</i> | <i>Supply</i> |
| | <i>Shs. '000</i> |
| 532. The amount required in the year ending on 30th June, 2019, for Recurrent Expenditure on salaries, wages and other expenses for Delegated Services, Unconditional and Conditional Grants under Luwero District | 41,196,178 |
| 533. The amount required in the year ending on 30th June, 2019, for Recurrent Expenditure on salaries, wages and other expenses for Delegated Services, Unconditional and Conditional Grants under Masaka District | 15,433,250 |
| 534. The amount required in the year ending on 30th June, 2019, for Recurrent Expenditure on salaries, wages and other expenses for Delegated Services, Unconditional, Conditional and Equalisation Grants under Masindi District | 15,246,435 |
| 535. The amount required in the year ending on 30th June, 2019, for Recurrent Expenditure on salaries, wages and other expenses for Delegated Services, Unconditional and Conditional Transfers under Mayuge District | 27,501,504 |
| 536. The amount required in the year ending on 30th June, 2019, for Recurrent Expenditure on salaries, wages and other expenses for Delegated Services, Unconditional, Conditional and Equalisation Grants under Mbale District | 31,064,144 |
| 537. The amount required in the year ending on 30th June, 2019, for Recurrent Expenditure on salaries, wages and other expenses for Delegated Services, Unconditional, Conditional and Equalisation Grants under Mbarara District | 28,273,204 |
| 538. The amount required in the year ending on 30th June, 2019, for Recurrent Expenditure on salaries, wages and other expenses for Delegated Services, Unconditional, Conditional and Equalisation Grants under Moroto District | 9,494,197 |
| 539. The amount required in the year ending on 30th June, 2019, for Recurrent Expenditure on salaries, wages and other expenses for Delegated Services, Unconditional and Conditional Grants under Moyo District | 18,391,261 |
| 540. The amount required in the year ending on 30th June, 2019, for Recurrent Expenditure on salaries, wages and other expenses for Delegated Services, Unconditional and Conditional Grants under Mpigi District | 20,871,174 |
| 541. The amount required in the year ending on 30th June, 2019, for Recurrent Expenditure on salaries, wages and other expenses for Delegated Services, Unconditional and Conditional Transfers under Mubende District | 16,592,884 |

SCHEDULE—continued

| COLUMN 1 | COLUMN 2 |
|--|------------------|
| <i>Vote No.</i> | <i>Supply</i> |
| | <i>Shs. '000</i> |
| 542. The amount required in the year ending on 30th June, 2019, for Recurrent Expenditure on salaries, wages and other expenses for Delegated Services, Unconditional, Conditional and Equalisation Grants under Mukono District | 31,589,625 |
| 543. The amount required in the year ending on 30th June, 2019, for Recurrent Expenditure on salaries, wages and other expenses for Delegated Services, Unconditional and Conditional Transfers under Nakapiripirit District | 6,721,524 |
| 544. The amount required in the year ending on 30th June, 2019, for Recurrent Expenditure on salaries, wages and other expenses for Delegated Services, Unconditional, Conditional and Equalisation Grants under Nakasongola District | 19,199,182 |
| 545. The amount required in the year ending on 30th June, 2019, for Recurrent Expenditure on salaries, wages and other expenses for Delegated Services, Unconditional, Conditional and Equalisation Grants under Nebbi District | 17,902,519 |
| 546. The amount required in the year ending on 30th June, 2019, for Recurrent Expenditure on salaries, wages and other expenses for Delegated Services, Unconditional, Conditional and Equalisation Grants under Ntungamo District | 33,711,890 |
| 547. The amount required in the year ending on 30th June, 2019, for Recurrent Expenditure on salaries, wages and other expenses for Delegated Services, Unconditional and Conditional Transfers under Pader District | 18,108,250 |
| 548. The amount required in the year ending on 30th June, 2019, for Recurrent Expenditure on salaries, wages and other expenses for Delegated Services, Unconditional, Conditional and Equalisation Grants under Pallisa District | 18,569,328 |
| 549. The amount required in the year ending on 30th June, 2019, for Recurrent Expenditure on salaries, wages and other expenses for Delegated Services, Unconditional, Conditional and Equalisation Grants under Rakai District | 24,327,510 |
| 550. The amount required in the year ending on 30th June, 2019, for Recurrent Expenditure on salaries, wages and other expenses for Delegated Services, Unconditional and Conditional Grants under Rukungiri District | 27,624,809 |

Act**Appropriation Act****2018****SCHEDULE—continued**

| COLUMN 1 | COLUMN 2 |
|--|------------------|
| <i>Vote No.</i> | <i>Supply</i> |
| | <i>Shs. '000</i> |
| 551. The amount required in the year ending on 30th June, 2019, for Recurrent Expenditure on salaries, wages and other expenses for Delegated Services, Unconditional, Conditional and Equalisation Grants under Sembabule District | 20,825,019 |
| 552. The amount required in the year ending on 30th June, 2019, for Recurrent Expenditure on salaries, wages and other expenses for Delegated Services, Unconditional and Conditional Transfers under Sironko District | 20,333,444 |
| 553. The amount required in the year ending on 30th June, 2019, for Recurrent Expenditure on salaries, wages and other expenses for Delegated Services, Unconditional, Conditional and Equalisation Grants under Soroti District | 15,638,090 |
| 554. The amount required in the year ending on 30th June, 2019, for Recurrent Expenditure on salaries, wages and other expenses for Delegated Services, Unconditional, Conditional and Equalisation Grants under Tororo District | 36,659,144 |
| 555. The amount required in the year ending on 30th June, 2019, for Recurrent Expenditure on salaries, wages and other expenses for Delegated Services, Unconditional and Conditional Transfers under Wakiso District | 44,979,185 |
| 556. The amount required in the year ending on 30th June, 2019, for Recurrent Expenditure on salaries, wages and other expenses for Delegated Services, Unconditional and Conditional Transfers under Yumbe District | 24,848,801 |
| 557. The amount required in the year ending on 30th June, 2019, for Recurrent Expenditure on salaries, wages and other expenses for Delegated Services, Unconditional and Conditional Transfers under Butaleja District | 20,555,871 |
| 558. The amount required in the year ending on 30th June, 2019, for Recurrent Expenditure on salaries, wages and other expenses for Delegated Services, Unconditional and Conditional Transfers under Ibanda District | 14,170,319 |
| 559. The amount required in the year ending on 30th June, 2019, for Recurrent Expenditure on salaries, wages and other expenses for Delegated Services, Unconditional and Conditional Transfers under Kaabong District | 13,721,396 |



Act**Appropriation Act****2018****SCHEDULE—continued**

| COLUMN 1 | | | | | COLUMN 2 |
|---------------------|---|--|--|--|------------------|
| <i>Vote No.</i> | | | | | <i>Supply</i> |
| | | | | | <i>Shs. '000</i> |
| 560. | The amount required in the year ending on 30th June, 2019, for Recurrent Expenditure on salaries, wages and other expenses for Delegated Services, Unconditional and Conditional Transfers under Isingiro District | | | | 24,636,702 |
| 561. | The amount required in the year ending on 30th June, 2019, for Recurrent Expenditure on salaries, wages and other expenses for Delegated Services, Unconditional and Conditional Transfers under Kaliro District | | | | 18,906,178 |
| 562. | The amount required in the year ending on 30th June, 2019, for Recurrent Expenditure on salaries, wages and other expenses for Delegated Services, Unconditional and Conditional Transfers under Kiruhura District | | | | 20,114,087 |
| 563. | The amount required in the year ending on 30th June, 2019, for Recurrent Expenditure on salaries, wages and other expenses for Delegated Services, Unconditional and Conditional Transfers under Koboko District | | | | 10,295,138 |
| 564. | The amount required in the year ending on 30th June, 2019, for Recurrent Expenditure on salaries, wages and other expenses for Delegated Services, Unconditional and Conditional Transfers under Amolatar District | | | | 11,837,352 |
| 565. | The amount required in the year ending on 30th June, 2019, for Recurrent Expenditure on salaries, wages and other expenses for Delegated Services, Unconditional and Conditional Transfers under Amuria District | | | | 13,994,173 |
| 566. | The amount required in the year ending on 30th June, 2019, for Recurrent Expenditure on salaries, wages and other expenses for Delegated Services, Unconditional and Conditional Transfers under Manafwa District | | | | 14,478,019 |
| 567. | The amount required in the year ending on 30th June, 2019, for Recurrent Expenditure on salaries, wages and other expenses for Delegated Services, Unconditional and Conditional Transfers under Bukwo District | | | | 13,688,211 |
| 568. | The amount required in the year ending on 30th June, 2019, for Recurrent Expenditure on salaries, wages and other expenses for Delegated Services, Unconditional and Conditional Transfers under Mityana District | | | | 21,608,730 |


Act

Appropriation Act

2018

SCHEDULE—continued

| COLUMN 1 | COLUMN 2 |
|---|------------------|
| <i>Vote No.</i> | <i>Supply</i> |
| | <i>Shs. '000</i> |
| 569. The amount required in the year ending on 30th June, 2019, for Recurrent Expenditure on salaries, wages and other expenses for Delegated Services, Unconditional and Conditional Transfers under Nakaseke District | 22,095,907 |
| 570. The amount required in the year ending on 30th June, 2019, for Recurrent Expenditure on salaries, wages and other expenses for Delegated Services, Unconditional and Conditional Transfers under Amuru District | 15,850,564 |
| 571. The amount required in the year ending on 30th June, 2019, for Recurrent Expenditure on salaries, wages and other expenses for Delegated Services, Unconditional and Conditional Transfers under Budaka District | 15,512,619 |
| 572. The amount required in the year ending on 30th June, 2019, for Recurrent Expenditure on salaries, wages and other expenses for Delegated Services, Unconditional and Conditional Transfers under Oyam District | 23,006,017 |
| 573. The amount required in the year ending on 30th June, 2019, for Recurrent Expenditure on salaries, wages and other expenses for Delegated Services, Unconditional and Conditional Transfers under Abim District | 11,195,636 |
| 574. The amount required in the year ending on 30th June, 2019, for Recurrent Expenditure on salaries, wages and other expenses for Delegated Services, Unconditional and Conditional Transfers under Namutumba District | 17,709,684 |
| 575. The amount required in the year ending on 30th June, 2019, for Recurrent Expenditure on salaries, wages and other expenses for Delegated Services, Unconditional and Conditional Transfers under Dokolo District | 13,512,517 |
| 576. The amount required in the year ending on 30th June, 2019, for Recurrent Expenditure on salaries, wages and other expenses for Delegated Services, Unconditional and Conditional Transfers under Buliisa District | 9,167,613 |
| 577. The amount required in the year ending on 30th June, 2019, for Recurrent Expenditure on salaries, wages and other expenses for Delegated Services, Unconditional and Conditional Transfers under Maracha District | 15,123,212 |



SCHEDULE—continued

| COLUMN 1 | | | | COLUMN 2 |
|----------|---|-----|-----|------------|
| Vote No. | | | | Supply |
| | | | | Shs. '000 |
| 578. | The amount required in the year ending on 30th June, 2019, for Recurrent Expenditure on salaries, wages and other expenses for Delegated Services, Unconditional and Conditional Transfers under Bukedea District | ... | ... | 17,238,898 |
| 579. | The amount required in the year ending on 30th June, 2019, for Recurrent Expenditure on salaries, wages and other expenses for Delegated Services, Unconditional and Conditional Transfers under Bududa District | ... | ... | 15,005,423 |
| 580. | The amount required in the year ending on 30th June, 2019, for Recurrent Expenditure on salaries, wages and other expenses for Delegated Services, Unconditional and Conditional Transfers under Lyantonde District | ... | ... | 11,828,024 |
| 581. | The amount required in the year ending on 30th June, 2019, for Recurrent Expenditure on salaries, wages and other expenses for Delegated Services, Unconditional and Conditional Transfers under Amudat District | ... | ... | 4,596,367 |
| 582. | The amount required in the year ending on 30th June, 2019, for Recurrent Expenditure on salaries, wages and other expenses for Delegated Services, Unconditional and Conditional Transfers under Buikwe District | ... | ... | 15,996,321 |
| 583. | The amount required in the year ending on 30th June, 2019, for Recurrent Expenditure on salaries, wages and other expenses for Delegated Services, Unconditional and Conditional Transfers under Buyende District | ... | ... | 14,826,903 |
| 584. | The amount required in the year ending on 30th June, 2019, for Recurrent Expenditure on salaries, wages and other expenses for Delegated Services, Unconditional and Conditional Transfers under Kyegegwa District | ... | ... | 12,921,542 |
| 585. | The amount required in the year ending on 30th June, 2019, for Recurrent Expenditure on salaries, wages and other expenses for Delegated Services, Unconditional and Conditional Transfers under Lamwo District | ... | ... | 11,793,866 |
| 586. | The amount required in the year ending on 30th June, 2019, for Recurrent Expenditure on salaries, wages and other expenses for Delegated Services, Unconditional and Conditional Transfers under Otuke District | ... | ... | 9,294,272 |

Act**Appropriation Act****2018****SCHEDULE—continued**

| COLUMN 1 | COLUMN 2 |
|---|------------------|
| <i>Vote No.</i> | <i>Supply</i> |
| | <i>Shs. '000</i> |
| 587. The amount required in the year ending on 30th June, 2019, for Recurrent Expenditure on salaries, wages and other expenses for Delegated Services, Unconditional and Conditional Transfers under Zombo District | 15,016,115 |
| 588. The amount required in the year ending on 30th June, 2019, for Recurrent Expenditure on salaries, wages and other expenses for Delegated Services, Unconditional and Conditional Transfers under Alebtong District | 14,451,549 |
| 589. The amount required in the year ending on 30th June, 2019, for Recurrent Expenditure on salaries, wages and other expenses for Delegated Services, Unconditional and Conditional Transfers under Bulambuli District | 14,360,948 |
| 590. The amount required in the year ending on 30th June, 2019, for Recurrent Expenditure on salaries, wages and other expenses for Delegated Services, Unconditional and Conditional Transfers under Buvuma District | 6,812,636 |
| 591. The amount required in the year ending on 30th June, 2019, for Recurrent Expenditure on salaries, wages and other expenses for Delegated Services, Unconditional and Conditional Transfers under Gomba District | 13,486,115 |
| 592. The amount required in the year ending on 30th June, 2019, for Recurrent Expenditure on salaries, wages and other expenses for Delegated Services, Unconditional and Conditional Transfers under Kiryandongo District | 16,360,262 |
| 593. The amount required in the year ending on 30th June, 2019, for Recurrent Expenditure on salaries, wages and other expenses for Delegated Services, Unconditional and Conditional Transfers under Luuka District | 17,222,080 |
| 594. The amount required in the year ending on 30th June, 2019, for Recurrent Expenditure on salaries, wages and other expenses for Delegated Services, Unconditional and Conditional Transfers under Namayingo District | 14,717,072 |
| 595. The amount required in the year ending on 30th June, 2019, for Recurrent Expenditure on salaries, wages and other expenses for Delegated Services, Unconditional and Conditional Transfers under Ntoroko District | 7,938,509 |

SCHEDULE—continued

| COLUMN 1 | | | | COLUMN 2 |
|-----------------|--|-----|-----|------------------|
| <i>Vote No.</i> | | | | <i>Supply</i> |
| | | | | <i>Shs. '000</i> |
| 596. | The amount required in the year ending on 30th June, 2019, for Recurrent Expenditure on salaries, wages and other expenses for Delegated Services, Unconditional and Conditional Transfers under Serere District | ... | ... | 18,683,192 |
| 597. | The amount required in the year ending on 30th June, 2019, for Recurrent Expenditure on salaries, wages and other expenses for Delegated Services, Unconditional and Conditional Transfers under Kyankwanzi District | ... | ... | 15,785,195 |
| 598. | The amount required in the year ending on 30th June, 2019, for Recurrent Expenditure on salaries, wages and other expenses for Delegated Services, Unconditional and Conditional Transfers under Kalungu District | ... | ... | 18,241,796 |
| 599. | The amount required in the year ending on 30th June, 2019, for Recurrent Expenditure on salaries, wages and other expenses for Delegated Services, Unconditional and Conditional Transfers under Lwengo District | ... | ... | 19,515,343 |
| 600. | The amount required in the year ending on 30th June, 2019, for Recurrent Expenditure on salaries, wages and other expenses for Delegated Services, Unconditional and Conditional Transfers under Bukomansimbi District | ... | ... | 11,881,699 |
| 601. | The amount required in the year ending on 30th June, 2019, for Recurrent Expenditure on salaries, wages and other expenses for Delegated Services, Unconditional and Conditional Transfers under Mitooma District | ... | ... | 17,708,488 |
| 602. | The amount required in the year ending on 30th June, 2019, for Recurrent Expenditure on salaries, wages and other expenses for Delegated Services, Unconditional and Conditional Transfers under Rubirizi District | ... | ... | 10,670,807 |
| 603. | The amount required in the year ending on 30th June, 2019, for Recurrent Expenditure on salaries, wages and other expenses for Delegated Services, Unconditional and Conditional Transfers under Ngora District | ... | ... | 12,145,581 |
| 604. | The amount required in the year ending on 30th June, 2019, for Recurrent Expenditure on salaries, wages and other expenses for Delegated Services, Unconditional and Conditional Transfers under Napak District | ... | ... | 9,668,142 |

SCHEDULE—continued

| COLUMN 1 | COLUMN 2 |
|---|------------------|
| <i>Vote No.</i> | <i>Supply</i> |
| | <i>Shs. '000</i> |
| 605. The amount required in the year ending on 30th June, 2019, for Recurrent Expenditure on salaries, wages and other expenses for Delegated Services, Unconditional and Conditional Transfers under Kibuku District | 14,301,283 |
| 606. The amount required in the year ending on 30th June, 2019, for Recurrent Expenditure on salaries, wages and other expenses for Delegated Services, Unconditional and Conditional Transfers under Nwoya District | 12,116,063 |
| 607. The amount required in the year ending on 30th June, 2019, for Recurrent Expenditure on salaries, wages and other expenses for Delegated Services, Unconditional and Conditional Transfers under Kole District | 16,721,429 |
| 608. The amount required in the year ending on 30th June, 2019, for Recurrent Expenditure on salaries, wages and other expenses for Delegated Services, Unconditional and Conditional Transfers under Butambala District | 14,598,330 |
| 609. The amount required in the year ending on 30th June, 2019, for Recurrent Expenditure on salaries, wages and other expenses for Delegated Services, Unconditional and Conditional Transfers under Sheema District | 17,883,266 |
| 610. The amount required in the year ending on 30th June, 2019, for Recurrent Expenditure on salaries, wages and other expenses for Delegated Services, Unconditional and Conditional Transfers under Buhweju District | 7,968,133 |
| 611. The amount required in the year ending on 30th June, 2019, for Recurrent Expenditure on salaries, wages and other expenses for Delegated Services, Unconditional and Conditional Transfers under Agago District | 17,375,810 |
| 612. The amount required in the year ending on 30th June, 2019, for Recurrent Expenditure on salaries, wages and other expenses for Delegated Services, Unconditional and Conditional Transfers under Kween District | 11,379,562 |
| 613. The amount required in the year ending on 30th June, 2019, for Recurrent Expenditure on salaries, wages and other expenses for Delegated Services, Unconditional and Conditional Transfers under Kagadi District | 21,240,599 |
| 614. The amount required in the year ending on 30th June, 2019, for Recurrent Expenditure on salaries, wages and other expenses for Delegated Services, Unconditional and Conditional Transfers under Kakumiro District | 11,779,645 |

SCHEDULE—continued

| COLUMN 1 | COLUMN 2 |
|--|------------------|
| <i>Vote No.</i> | <i>Supply</i> |
| | <i>Shs. '000</i> |
| 615. The amount required in the year ending on 30th June, 2019, for Recurrent Expenditure on salaries, wages and other expenses for Delegated Services, Unconditional and Conditional Transfers under Omoro District | 16,208,767 |
| 616. The amount required in the year ending on 30th June, 2019, for Recurrent Expenditure on salaries, wages and other expenses for Delegated Services, Unconditional and Conditional Transfers under Rubanda District | 15,772,986 |
| 617. The amount required in the year ending on 30th June, 2019, for Recurrent Expenditure on salaries, wages and other expenses for Delegated Services, Unconditional and Conditional Transfers under Namisindwa District | 16,912,694 |
| 618. The amount required in the year ending on 30th June, 2019, for Recurrent Expenditure on salaries, wages and other expenses for Delegated Services, Unconditional and Conditional Transfers under Pakwach District | 9,966,915 |
| 619. The amount required in the year ending on 30th June, 2019, for Recurrent Expenditure on salaries, wages and other expenses for Delegated Services, Unconditional and Conditional Transfers under Butebo District | 10,487,195 |
| 620. The amount required in the year ending on 30th June, 2019, for Recurrent Expenditure on salaries, wages and other expenses for Delegated Services, Unconditional and Conditional Transfers under Rukiga District | 14,492,556 |
| 621. The amount required in the year ending on 30th June, 2019, for Recurrent Expenditure on salaries, wages and other expenses for Delegated Services, Unconditional and Conditional Transfers under Kyotera District | 22,501,403 |
| 622. The amount required in the year ending on 30th June, 2019, for Recurrent Expenditure on salaries, wages and other expenses for Delegated Services, Unconditional and Conditional Transfers under Bunyangabu District | 12,325,032 |
| 623. The amount required in the year ending on 30th June, 2019, for Recurrent Expenditure on salaries, wages and other expenses for Delegated Services, Unconditional and Conditional Transfers under Nabilatuk District | 4,764,433 |
| 624. The amount required in the year ending on 30th June, 2019, for Recurrent Expenditure on salaries, wages and other expenses for Delegated Services, Unconditional and Conditional Transfers under Bugweri District | 12,712,247 |

Act***Appropriation Act*****2018**

SCHEDULE—continued

| COLUMN 1 | | | | COLUMN 2 |
|---------------------|--|--|--|------------------|
| <i>Vote No.</i> | | | | <i>Supply</i> |
| | | | | <i>Shs. '000</i> |
| 625. | The amount required in the year ending on 30th June, 2019, for Recurrent Expenditure on salaries, wages and other expenses for Delegated Services, Unconditional and Conditional Transfers under Kasanda District | | | 12,019,024 |
| 626. | The amount required in the year ending on 30th June, 2019, for Recurrent Expenditure on salaries, wages and other expenses for Delegated Services, Unconditional and Conditional Transfers under Kwanja District | | | 14,953,366 |
| 627. | The amount required in the year ending on 30th June, 2019, for Recurrent Expenditure on salaries, wages and other expenses for Delegated Services, Unconditional and Conditional Transfers under Kapelebyong District | | | 6,481,846 |
| 628. | The amount required in the year ending on 30th June, 2019, for Recurrent Expenditure on salaries, wages and other expenses for Delegated Services, Unconditional and Conditional Transfers under Kikuube District | | | 11,356,615 |
| 751. | The amount required in the year ending on 30th June, 2019, for Unconditional and Conditional Grants for Arua Municipal Council | | | 7,645,678 |
| 752. | The amount required in the year ending on 30th June, 2019, for Unconditional and Conditional Grants for Entebbe Municipal Council | | | 12,955,035 |
| 753. | The amount required in the year ending on 30th June, 2019, for Unconditional, Conditional and Equalisation Grants for Fort Portal Municipal Council | | | 10,840,375 |
| 754. | The amount required in the year ending on 30th June, 2019, for Unconditional, Conditional and Equalisation Grants for Gulu Municipal Council | | | 11,525,476 |
| 755. | The amount required in the year ending on 30th June, 2019, for Unconditional and Conditional Grants for Jinja Municipal Council ... | | | 17,052,090 |
| 757. | The amount required in the year ending on 30th June, 2019, for Unconditional and Conditional Grants for Kabale Municipal Council | | | 11,233,822 |
| 758. | The amount required in the year ending on 30th June, 2019, for Unconditional, Conditional and Equalisation Grants for Lira Municipal Council | | | 9,705,302 |
| 759. | The amount required in the year ending on 30th June, 2019, for Unconditional and Conditional Grants for Masaka Municipal Council ... | | | 7,373,639 |

Act***Appropriation Act*****2018****SCHEDULE—continued**

| COLUMN 1 | | | | COLUMN 2 |
|---------------------|---|--|--|------------------|
| <i>Vote No.</i> | | | | <i>Supply</i> |
| | | | | <i>Shs. '000</i> |
| 760. | The amount required in the year ending on 30th June, 2019, for Unconditional and Conditional Grants for Mbale Municipal Council ... | | | 17,621,497 |
| 761. | The amount required in the year ending on 30th June, 2019, for Unconditional and Conditional Grants for Mbarara Municipal Council | | | 20,706,061 |
| 762. | The amount required in the year ending on 30th June, 2019, for Unconditional and Conditional Grants for Moroto Municipal Council | | | 3,317,554 |
| 763. | The amount required in the year ending on 30th June, 2019, for Unconditional, Conditional and Equalisation Grants for Soroti Municipal Council | | | 9,923,301 |
| 764. | The amount required in the year ending on 30th June, 2019, for Unconditional, Conditional and Equalisation Grants for Tororo Municipal Council | | | 6,713,651 |
| 770. | The amount required in the year ending on 30th June, 2019, for Unconditional, Conditional and Equalisation Grants for Kasese Municipal Council | | | 9,555,793 |
| 771. | The amount required in the year ending on 30th June, 2019, for Unconditional, Conditional and Equalisation Grants for Hoima Municipal Council | | | 9,456,068 |
| 772. | The amount required in the year ending on 30th June, 2019, for Unconditional, Conditional and Equalisation Grants for Mukono Municipal Council | | | 13,965,283 |
| 773. | The amount required in the year ending on 30th June, 2019, for Unconditional, Conditional and Equalisation Grants for Iganga Municipal Council | | | 4,264,256 |
| 774. | The amount required in the year ending on 30th June, 2019, for Unconditional, Conditional and Equalisation Grants for Masindi Municipal Council | | | 8,518,860 |
| 775. | The amount required in the year ending on 30th June, 2019, for Unconditional, Conditional and Equalisation Grants for Ntungamo Municipal Council | | | 3,301,980 |
| 776. | The amount required in the year ending on 30th June, 2019, for Unconditional, Conditional and Equalisation Grants for Busia Municipal Council | | | 4,704,739 |

Act***Appropriation Act*****2018****SCHEDULE—continued**

| COLUMN 1 | | | | COLUMN 2 |
|---------------------|---|--|--|------------------|
| <i>Vote No.</i> | | | | <i>Supply</i> |
| | | | | <i>Shs. '000</i> |
| 777. | The amount required in the year ending on 30th June, 2019, for Unconditional, Conditional and Equalisation Grants for Bushenyi - Ishaka Municipal Council | | | 7,225,978 |
| 778. | The amount required in the year ending on 30th June, 2019, for Unconditional, Conditional and Equalisation Grants for Rukungiri Municipal Council | | | 5,806,133 |
| 779. | The amount required in the year ending on 30th June, 2019, for Unconditional, Conditional and Equalisation Grants for Nansana Municipal Council | | | 14,695,892 |
| 780. | The amount required in the year ending on 30th June, 2019, for Unconditional, Conditional and Equalisation Grants for Makindye-Ssabagabo Municipal Council | | | 9,225,017 |
| 781. | The amount required in the year ending on 30th June, 2019, for Unconditional, Conditional and Equalisation Grants for Kira Municipal Council | | | 11,389,084 |
| 782. | The amount required in the year ending on 30th June, 2019, for Unconditional, Conditional and Equalisation Grants for Kisoro Municipal Council | | | 1,932,418 |
| 783. | The amount required in the year ending on 30th June, 2019, for Unconditional, Conditional and Equalisation Grants for Mityana Municipal Council | | | 7,114,686 |
| 784. | The amount required in the year ending on 30th June, 2019, for Unconditional, Conditional and Equalisation Grants for Kitgum Municipal Council | | | 5,782,856 |
| 785. | The amount required in the year ending on 30th June, 2019, for Unconditional, Conditional and Equalisation Grants for Koboko Municipal Council | | | 5,312,590 |
| 786. | The amount required in the year ending on 30th June, 2019, for Unconditional, Conditional and Equalisation Grants for Mubende Municipal Council | | | 6,169,658 |
| 787. | The amount required in the year ending on 30th June, 2019, for Unconditional, Conditional and Equalisation Grants for Kumi Municipal Council | | | 5,253,929 |
| 788. | The amount required in the year ending on 30th June, 2019, for Unconditional, Conditional and Equalisation Grants for Lugazi Municipal Council | | | 6,544,675 |

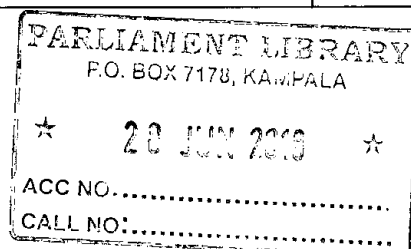
Act***Appropriation Act*****2018****SCHEDULE—continued**

| COLUMN 1 | | | | COLUMN 2 |
|---------------------|--|--|--|------------------|
| <i>Vote No.</i> | | | | <i>Supply</i> |
| | | | | <i>Shs. '000</i> |
| 789 | The amount required in the year ending on 30th June, 2019, for Unconditional, Conditional and Equalisation Grants for Kamuli Municipal Council | | | 5,331,332 |
| 790 | The amount required in the year ending on 30th June, 2019, for Unconditional, Conditional and Equalisation Grants for Kapchorwa Municipal Council | | | 5,541,928 |
| 791 | The amount required in the year ending on 30th June, 2019, for Unconditional, Conditional and Equalisation Grants for Ibanda Municipal Council | | | 8,632,346 |
| 792 | The amount required in the year ending on 30th June, 2019, for Unconditional, Conditional and Equalisation Grants for Njeru Municipal Council | | | 10,952,774 |
| 793 | The amount required in the year ending on 30th June, 2019, for Unconditional, Conditional and Equalisation Grants for Apac Municipal Council | | | 4,882,581 |
| 794 | The amount required in the year ending on 30th June, 2019, for Unconditional, Conditional and Equalisation Grants for Nebbi Municipal Council | | | 5,590,910 |
| 795 | The amount required in the year ending on 30th June, 2019, for Unconditional, Conditional and Equalisation Grants for Bugiri Municipal Council | | | 3,460,715 |
| 796 | The amount required in the year ending on 30th June, 2019, for Unconditional, Conditional and Equalisation Grants for Sheema Municipal Council | | | 8,876,242 |
| 797 | The amount required in the year ending on 30th June, 2019, for Unconditional, Conditional and Equalisation Grants for Kotido Municipal Council | | | 3,984,991 |

Act*Appropriation Act***2018**

DEVELOPMENT EXPENDITURE

| | | |
|-----|--|---------------|
| 001 | Office of the President | 3,566,904 |
| 002 | State House | 12,338,411 |
| 003 | Office of the Prime Minister | 413,926,486 |
| 004 | Ministry of Defence | 830,582,117 |
| 005 | Ministry of Public Service | 4,938,337 |
| 006 | Ministry of Foreign Affairs | 712,991 |
| 007 | Ministry of Justice and Constitutional Affairs | 84,382,400 |
| 008 | Ministry of Finance, Planning & Economic Dev. | 212,598,969 |
| 009 | Ministry of Internal Affairs | 1,258,702 |
| 010 | Ministry of Agriculture, Animal Industry & Fisheries | 310,512,152 |
| 011 | Ministry of Local Government | 207,551,092 |
| 012 | Ministry of Lands, Housing & Urban Development | 156,317,390 |
| 013 | Ministry of Education and Sports | 404,463,510 |
| 014 | Ministry of Health | 1,054,803,967 |
| 015 | Ministry of Trade, Industry and Cooperatives | 41,184,828 |
| 016 | Ministry of Works and Transport | 799,903,985 |
| 017 | Ministry of Energy and Mineral Development | 1,664,447,448 |
| 018 | Ministry of Gender, Labour and Social Development | 131,376,295 |
| 019 | Ministry of Water and Environment | 1,126,683,093 |
| 020 | Ministry of ICT and National Guidance | 16,628,731 |
| 021 | Ministry of East African Community Affairs | 530,400 |
| 022 | Ministry of Tourism, Wildlife and Antiquities | 6,081,969 |
| 023 | Ministry of Science, Technology and Innovation | 138,880,068 |
| 101 | Judiciary | 4,069,500 |
| 102 | Electoral Commission | 6,200,000 |
| 103 | Inspectorate of Government (IG) | 13,593,213 |
| 104 | Parliamentary Commission | 66,997,481 |
| 105 | Law Reform Commission | 200,020 |
| 106 | Uganda Human Rights Comm | 411,797 |
| 107 | Uganda AIDS Commission | 127,809 |
| 108 | National Planning Authority | 1,044,168 |
| 109 | Law Development Centre | 4,643,304 |
| 110 | Uganda Industrial Research Institute | 7,983,966 |
| 111 | Busitema University | 1,762,821 |
| 112 | Ethics and Integrity | 210,597 |
| 113 | Uganda National Roads Authority | 3,031,799,992 |
| 114 | Uganda Cancer Institute | 76,192,134 |
| 115 | Uganda Heart Institute | 4,500,000 |
| 116 | National Medical Stores | - |
| 117 | Uganda Tourism Board | 553,303 |
| 118 | Road Fund | 6,870,000 |
| 119 | Uganda Registration Services Bureau | 202,670 |
| 120 | National Citizenship and Immigration Control | 12,945,746 |




| Act | <i>Appropriation Act</i> | 2018 |
|------------|---|-------------|
| 121 | Dairy Development Authority | 2,042,435 |
| 122 | Kampala Capital City Authority | 239,123,362 |
| 123 | Rural Electrification Agency (REA) | 638,064,332 |
| 124 | Equal Opportunities Commission | 1,300,000 |
| 125 | National Animal Genetic Res. Centre and Data Bank | 7,364,217 |
| 126 | National Information Technology Authority | 96,927,307 |
| 127 | Muni University | 4,599,049 |
| 128 | Uganda National Examinations Board (UNEB) | 8,967,100 |
| 129 | Financial Intelligence Authority | 465,000 |
| 131 | Auditor General | 3,964,983 |
| 132 | Education Service Commission | 377,387 |
| 133 | Directorate of Public Prosecutions | 6,455,351 |
| 134 | Health Service Commission | 263,400 |
| 136 | Makerere University | 12,594,432 |
| 137 | Mbarara University | 6,720,497 |
| 138 | Makerere University Business School | 7,249,919 |
| 139 | Kyambogo University | 10,117,139 |
| 140 | Uganda Management Institute | 4,133,001 |
| 141 | URA | 34,639,696 |
| 142 | National Agricultural Research Organisation | 32,782,994 |
| 143 | Uganda Bureau of Statistics | 15,409,486 |
| 144 | Uganda Police Force | 164,320,219 |
| 145 | Uganda Prisons | 45,123,724 |
| 146 | Public Service Commission | 484,222 |
| 147 | Local Government Finance Comm | 571,700 |
| 148 | Judicial Service Commission | 492,797 |
| 149 | Gulu University | 4,426,039 |
| 150 | National Environment Management Authority | 2,080,353 |
| 151 | Uganda Blood Transfusion Service (UBTS) | 2,870,000 |
| 152 | NAADS Secretariat | 244,828,455 |
| 153 | PPDA | 10,994,000 |
| 154 | Uganda National Bureau of Standards | 10,109,748 |
| 155 | Uganda Cotton Development Organisation | 4,411,000 |
| 156 | Uganda Land Commission | 29,824,816 |
| 157 | National Forestry Authority | 16,283,929 |
| 159 | External Security Organisation | 3,892,000 |
| 160 | Uganda Coffee Development Authority | 1,397,130 |
| 161 | Mulago Hospital Complex | 6,020,000 |
| 162 | Butabika Hospital | 2,008,141 |
| 301 | Lira University | 3,569,691 |
| 302 | Uganda National Meteorological Authority | 15,178,821 |
| 303 | National Curriculum Development Centre | 185,000 |
| 304 | Uganda Virus Research Institute | 400,000 |
| 305 | Directorate of Government Analytical Laboratory | 10,344,357 |
| 306 | Uganda Export Promotion Board | 396,281 |

| Act | <i>Appropriation Act</i> | 2018 |
|------------|--|-------------|
| 307 | Kabale University | 1,387,240 |
| 308 | Soroti University | 6,000,000 |
| 309 | National Identification and Registration Authority | 10,349,563 |
| 310 | Uganda Investment Authority | 374,209 |
| 311 | Uganda National Oil Company (UNOC) | - |
| 312 | Petroleum Authority of Uganda | - |
| 163 | Arua Referral Hospital | 1,060,000 |
| 164 | Fort Portal Referral Hospital | 1,060,000 |
| 165 | Gulu Referral Hospital | 1,488,000 |
| 166 | Hoima Referral Hospital | 1,169,049 |
| 167 | Jinja Referral Hospital | 1,552,934 |
| 168 | Kabale Referral Hospital | 1,488,000 |
| 169 | Masaka Referral Hospital | 2,058,000 |
| 170 | Mbale Referral Hospital | 3,058,000 |
| 171 | Soroti Referral Hospital | 1,488,000 |
| 172 | Lira Referral Hospital | 1,488,000 |
| 173 | Mbarara Referral Hospital | 2,008,000 |
| 174 | Mubende Referral Hospital | 1,313,875 |
| 175 | Moroto Referral Hospital | 1,488,000 |
| 176 | Naguru Referral Hospital | 1,055,562 |
| 201 | Ugandan Mission at the United Nations, New York | 3,677,753 |
| 202 | Uganda High Commission in United Kingdom, London | 459,638 |
| 203 | Uganda High Commission in Canada, Ottawa | - |
| 204 | Uganda High Commission in India, New Delhi | 115,000 |
| 205 | Uganda High Commission in Egypt, Cairo | 120,000 |
| 206 | Uganda High Commission in Kenya, Nairobi | 7,000 |
| 207 | Uganda High Commission in Tanzania, Dar es Salaam | 660,000 |
| 208 | Uganda High Commission in Nigeria, Abuja | 1,030,000 |
| 209 | Uganda High Commission in South Africa, Pretoria | - |
| 210 | Uganda Embassy in Washington | 80,000 |
| 211 | Uganda Embassy in Ethiopia, Addis Ababa | - |
| 212 | Uganda Embassy in China, Beijing | - |
| 213 | Uganda Embassy in Rwanda, Kigali | 20,000 |
| 214 | Uganda Embassy in Switzerland, Geneva | 80,000 |
| 215 | Uganda Embassy in Japan, Tokyo | 87,000 |
| 216 | Uganda Embassy in Libya, Tripoli | - |
| 217 | Uganda Embassy in Saudi Arabia, Riyadh | - |
| 218 | Uganda Embassy in Denmark, Copenhagen | - |
| 219 | Uganda Embassy in Belgium, Brussels | 7,188,995 |
| 220 | Uganda Embassy in Italy, Rome | - |
| 221 | Uganda Embassy in DRC, Kinshasa | 200,000 |
| 223 | Uganda Embassy in Sudan, Khartoum | - |
| 224 | Uganda Embassy in France, Paris | 500,000 |
| 225 | Uganda Embassy in Germany, Berlin | 16,362 |
| 226 | Uganda Embassy in Teheran | - |

| Act | <i>Appropriation Act</i> | 2018 |
|------------|---------------------------------|-------------|
| 227 | Uganda Embassy in Moscow | 400,000 |
| 228 | Uganda Embassy in Canberra | - |
| 229 | Uganda Embassy in Juba | 75,000 |
| 230 | Uganda Embassy in Abu Dhabi | 50,000 |
| 231 | Uganda Embassy in Bujumbura | 6,560,000 |
| 232 | Guangzhou Consulate in China | 300,000 |
| 233 | Mission in Ankara | - |
| 234 | Mission in Mogadishu | - |
| 235 | Mission in Kuala Lumpur | 80,000 |
| 236 | Mission in Mombasa | 90,000 |
| 237 | Mission in Algiers | - |
| 501 | Adjumani District | 3,456,489 |
| 502 | Apac District | 3,522,041 |
| 503 | Arua District | 8,293,456 |
| 504 | Bugiri District | 2,933,479 |
| 505 | Bundibugyo District | 3,355,607 |
| 506 | Bushenyi District | 1,791,384 |
| 507 | Busia District | 4,461,377 |
| 508 | Gulu District | 2,341,305 |
| 509 | Hoima District | 1,980,524 |
| 510 | Iganga District | 2,238,981 |
| 511 | Jinja District | 2,953,610 |
| 512 | Kabale District | 2,150,187 |
| 513 | Kabarole District | 2,711,839 |
| 514 | Kaberamaido District | 3,545,200 |
| 515 | Kalangala District | 1,236,699 |
| 517 | Kamuli District | 3,677,155 |
| 518 | Kamwenge District | 4,209,855 |
| 519 | Kanungu District | 2,377,266 |
| 520 | Kapchorwa District | 1,858,037 |
| 521 | Kasese District | 5,692,594 |
| 522 | Katakwi District | 3,706,484 |
| 523 | Kayunga District | 3,740,053 |
| 524 | Kibaale District | 4,719,633 |
| 525 | Kiboga District | 2,364,877 |
| 526 | Kisoro District | 2,670,789 |
| 527 | Kitgum District | 3,230,696 |
| 528 | Kotido District | 3,067,390 |
| 529 | Kumi District | 3,232,353 |
| 530 | Kyenjojo District | 4,558,537 |
| 531 | Lira District | 4,169,437 |
| 532 | Luwero District | 3,778,495 |
| 533 | Masaka District | 1,574,175 |
| 534 | Masindi District | 2,272,928 |
| 535 | Mayuge District | 4,687,260 |
| 536 | Mbale District | 4,654,378 |

| Act | Appropriation Act | 2018 |
|------------|--------------------------|-------------|
| 537 | Mbarara District | 3,004,159 |
| 538 | Moroto District | 2,247,395 |
| 539 | Moyo District | 2,192,302 |
| 540 | Mpigi District | 1,958,749 |
| 541 | Mubende District | 4,069,110 |
| 542 | Mukono District | 3,348,754 |
| 543 | Nakapiripirit District | 2,386,753 |
| 544 | Nakasongola District | 2,678,878 |
| 545 | Nebbi District | 3,587,342 |
| 546 | Ntungamo District | 3,980,308 |
| 547 | Pader District | 3,735,231 |
| 548 | Pallisa District | 4,356,554 |
| 549 | Rakai District | 2,527,944 |
| 550 | Rukungiri District | 3,252,715 |
| 551 | Sembabule District | 2,618,562 |
| 552 | Sironko District | 3,296,137 |
| 553 | Soroti District | 3,637,298 |
| 554 | Tororo District | 5,842,355 |
| 555 | Wakiso District | 12,838,441 |
| 556 | Yumbe District | 8,570,064 |
| 557 | Butaleja District | 3,163,239 |
| 558 | Ibanda District | 1,797,160 |
| 559 | Kaabong District | 3,318,480 |
| 560 | Isingiro District | 3,851,324 |
| 561 | Kaliro District | 3,152,604 |
| 562 | Kiruhura District | 4,139,792 |
| 563 | Koboko District | 2,777,532 |
| 564 | Amolatar District | 3,256,438 |
| 565 | Amuria District | 3,743,018 |
| 566 | Manafwa District | 2,636,429 |
| 567 | Bukwo District | 2,274,180 |
| 568 | Mityana District | 2,980,725 |
| 569 | Nakaseke District | 2,266,576 |
| 570 | Amuru District | 3,882,476 |
| 571 | Budaka District | 3,164,624 |
| 572 | Oyam District | 6,495,691 |
| 573 | Abim District | 2,502,313 |
| 574 | Namutumba District | 2,870,987 |
| 575 | Dokolo District | 4,067,570 |
| 576 | Buliisa District | 2,876,785 |
| 577 | Maracha District | 3,211,017 |
| 578 | Bukedea District | 3,965,830 |
| 579 | Bududa District | 3,693,907 |
| 580 | Lyantonde District | 2,066,197 |
| 581 | Amudat District | 3,074,405 |
| 582 | Buikwe District | 1,360,366 |

| Act | Appropriation Act | 2018 |
|-----|-----------------------|-----------|
| 583 | Buyende District | 2,631,769 |
| 584 | Kyegegwa District | 3,696,293 |
| 585 | Lamwo District | 3,194,061 |
| 586 | Otuke District | 2,852,494 |
| 587 | Zombo District | 5,121,691 |
| 588 | Alebtong District | 4,476,563 |
| 589 | Bulambuli District | 3,301,135 |
| 590 | Buvuma District | 1,774,775 |
| 591 | Gomba District | 2,312,260 |
| 592 | Kiryandongo District | 2,691,550 |
| 593 | Luuka District | 2,430,701 |
| 594 | Namayingo District | 2,546,600 |
| 595 | Ntoroko District | 1,535,627 |
| 596 | Serere District | 5,016,118 |
| 597 | Kyankwanzi District | 3,563,260 |
| 598 | Kalungu District | 1,703,848 |
| 599 | Lwengo District | 2,453,287 |
| 600 | Bukomansimbi District | 1,136,991 |
| 601 | Mitooma District | 1,957,136 |
| 602 | Rubirizi District | 2,469,806 |
| 603 | Ngora District | 2,399,712 |
| 604 | Napak District | 3,008,434 |
| 605 | Kibuku District | 3,420,620 |
| 606 | Nwoya District | 3,760,597 |
| 607 | Kole District | 4,175,640 |
| 608 | Butambala District | 1,363,890 |
| 609 | Sheema District | 2,030,309 |
| 610 | Buhweju District | 2,570,256 |
| 611 | Agago District | 4,272,537 |
| 612 | Kween District | 2,204,195 |
| 613 | Kagadi District | 4,734,159 |
| 614 | Kakumiro District | 4,902,610 |
| 615 | Omoror District | 4,204,680 |
| 616 | Rubanda District | 1,993,612 |
| 617 | Namisindwa District | 2,647,060 |
| 618 | Pakwach District | 2,637,739 |
| 619 | Butebo District | 2,381,983 |
| 620 | Rukiga District | 827,686 |
| 621 | Kyotera District | 2,612,023 |
| 622 | Bunyangabu District | 2,055,770 |
| 623 | Nabilatuk District | 3,094,772 |
| 624 | Bugweri District | 3,066,308 |
| 625 | Kasanda District | 4,877,259 |
| 626 | Kwania District | 3,963,156 |




| Act | <i>Appropriation Act</i> | 2018 |
|--------------|--------------------------------------|------------------------|
| 627 | Kapelebyong District | 2,853,849 |
| 628 | Kikuube District | 3,277,339 |
| 751 | Arua Municipal Council | 660,512 |
| 752 | Entebbe Municipal Council | 603,385 |
| 753 | Fort-Portal Municipal Council | 700,448 |
| 754 | Gulu Municipal Council | 1,276,027 |
| 755 | Jinja Municipal Council | 2,573,929 |
| 757 | Kabale Municipal Council | 860,754 |
| 758 | Lira Municipal Council | 854,269 |
| 759 | Masaka Municipal Council | 1,231,001 |
| 760 | Mbale Municipal Council | 833,791 |
| 761 | Mbarara Municipal Council | 4,651,298 |
| 762 | Moroto Municipal Council | 308,677 |
| 763 | Soroti Municipal Council | 559,458 |
| 764 | Tororo Municipal Council | 909,446 |
| 770 | Kasese Municipal Council | 862,854 |
| 771 | Hoima Municipal Council | 1,325,410 |
| 772 | Mukono Municipal Council | 747,958 |
| 773 | Iganga Municipal Council | 450,514 |
| 774 | Masindi Municipal Council | 1,247,249 |
| 775 | Ntungamo Municipal Council | 1,067,794 |
| 776 | Busia Municipal Council | 545,929 |
| 777 | Bushenyi- Ishaka Municipal Council | 360,626 |
| 778 | Rukungiri Municipal Council | 853,085 |
| 779 | Nansana Municipal Council | 1,572,100 |
| 780 | Makindye-Ssabagabo Municipal Council | 4,247,579 |
| 781 | Kira Municipal Council | 2,726,782 |
| 782 | Kisoro Municipal Council | 784,468 |
| 783 | Mityana Municipal Council | 575,617 |
| 784 | Kitgum Municipal Council | 923,417 |
| 785 | Koboko Municipal Council | 1,770,972 |
| 786 | Mubende Municipal Council | 1,318,372 |
| 787 | Kumi Municipal Council | 407,265 |
| 788 | Lugazi Municipal Council | 645,641 |
| 789 | Kamuli Municipal Council | 985,644 |
| 790 | Kapchorwa Municipal Council | 937,026 |
| 791 | Ibanda Municipal Council | 616,705 |
| 792 | Njeru Municipal Council | 833,942 |
| 793 | Apac Municipal Council | 430,195 |
| 794 | Nebbi Municipal Council | 406,917 |
| 795 | Bugiri Municipal Council | 855,813 |
| 796 | Sheema Municipal Council | 1,008,799 |
| 797 | Kotido Municipal Council | 772,178 |
| TOTAL | | 22,535, 301,243 |



THE REPUBLIC OF UGANDA

This printed impression has been carefully compared by me with the bill which was passed by Parliament and found by me to be a true copy of the bill.



[Signature]

Clerk to Parliament

Date of authentication: 14th/06/2018